



**HIGHEST VOLTAGE
PLATFORM IN THE
MARKET**

**30CC GAS
POWER
EQUIVALENT**

**1000-HOUR
MAINTENANCE
FREE**

**ULTRA
LIGHTWEIGHT**

greenworks COMMERCIAL **82**
VOLT LITHIUM

OPTIMUS™

**10" CARBON FIBER
POLE SAW**

OPS300T

OPTIMUS™

**10" Carbon Fiber Pole Saw
OPS300T**

SPECIFICATIONS

CC EQUIVALENT	30 CC
MAX POWER OUTPUT	1.0 kW
CHAIN SPEED	82-FT/S
MOTOR	COMMERCIAL-GRADE BRUSHLESS
SHAFT	CARBON FIBER
CHAIN PITCH	0.25"
CHAIN GAUGE	0.050"
OIL TANK	150-mL
OPERATING WEIGHT	14.04-LBS.
WARRANTY	2-YEAR

OPS300T - ERP: 1408502

**ULTRA
LIGHTWEIGHT**

Only 14.04-Lbs.
For Lighter Weight & Reach
up to 12.3-Ft.

**13,000RPM
85 FT/S Chain Speed**

Ultra Powerful for
Best Cut Quality

**LOW NOISE.
LOW VIBRATION.
NO FUMES.**

IPX5
WATER RESISTANT

**NEW!
2025**

Smart Display
For Premium Read-Outs
& Visibility: WORKING &
WARNING INDICATORS

Telescoping Carbon Fiber Pole
Lighter Weight & Easier Reach

**Integrated, All-In-One
Magnesium Powerhead**
For Solid Construction & Reliable
Performance

Onboard Oil Tank with Auto-Oiler
For Added Convenience & Efficient Operation

Tooled, Side Chain-Tension
For Secure Chain-Tensioning



NEW!
2025

SPECIFICATIONS







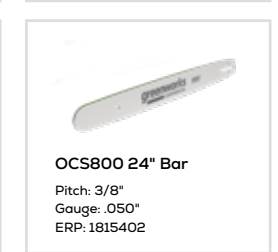




MODEL	OCS800	OCS600
ERP	2027202	2029802
BAR & CHAIN SIZES	20" / 24" / 28"	18" / 20"
CC EQUIVALENT	80 CC	60 CC
MAX POWER OUTPUT	5.0 kW	3.6 kW
CHAIN SPEED	98-FT/S	98-FT/S
MOTOR	COM.-GRADE BRUSHLESS	COM.-GRADE BRUSHLESS
CHAIN PITCH	0.325"	0.325"
CHAIN GAUGE	0.050"	0.050"
OIL TANK	380-mL	250-mL
AUTO OILER	YES + LOW OIL SENSOR	YES + LOW OIL SENSOR
OPERATING WEIGHT	11.75-LBS.	14.94-LBS.
WARRANTY	2-YEAR	2-YEAR

NEW!
2025

SPECIFICATIONS

MODEL	OPS300T	82PS10	82PS10T
ERP	1408502	1407202	1407302
BAR & CHAIN SIZES	10"	10"	10"
CC EQUIVALENT	30 CC	31CC	31CC
MAX POWER OUTPUT	1.0 kW	900W	900W
CHAIN SPEED	82-FT/S	38 FT/S	59 FT/S
MOTOR	COM.-GRADE BRUSHLESS	BRUSHLESS	BRUSHLESS
SHAFT	CARBON FIBER / TELE.	ALUMINUM / 3PC	ALUMINUM
REACH	12-FT.	12-FT.	12-FT.
CHAIN PITCH	0.25"	.25"	.25"
CHAIN GAUGE	0.050"	0.043"	0.050"
OIL TANK	150-mL	150-mL	150-mL
AUTO OILER	YES	YES	YES
OPERATING WEIGHT	14.04-LBS.	8.8-LBS	14.1-LBS
WARRANTY	2-YEAR	2-YEAR	2-YEAR

**CHAINSAW AND POLE SAW
 ACCESSORIES AND SPARE PARTS**

 OCS600 18" Bar Pitch: 3/8" Gauge: .050" ERP: 1816102	 OCS600 18" Full-Chisel Chain Pitch: 3/8" Gauge: .050" ERP: 1816002	 OCS600 20" Bar Pitch: 3/8" Gauge: .050" ERP: 1816202	 OCS600 / OCS800 20" Full-Chisel Chain Pitch: 3/8" Gauge: .050" ERP: 1816602
 OCS800 20" Bar Pitch: 3/8" Gauge: .050" ERP: 1815502	 OCS600 / OCS800 20" Full-Chisel Chain Pitch: 3/8" Gauge: .050" ERP: 1815802	 OCS800 24" Bar Pitch: 3/8" Gauge: .050" ERP: 1815402	 OCS800 24" Full-Chisel Chain Pitch: 3/8" Gauge: .050" ERP: 1815702
 OCS800 28" Bar Pitch: 3/8" Gauge: .050" ERP: 1815302	 OCS800 28" Skip-Tooth Chain Pitch: 3/8" Gauge: .050" ERP: 1815602	 PS102T 10" Bar Pitch: 1/4" Gauge: .050" ERP: 1817602	 PS102T 10" Chain Pitch: 1/4" Gauge: .050" ERP: 1817502



**HIGHER VOLTAGE.
 MORE POWER.**

OPTIMUS™